

EB10000 Generator AC Receptacle Selection

Introduction

The EB10000 generator has two different model types: AH and AH1.

To determine which type of generator you have, locate the frame serial number on your generator, and then refer to the table below.



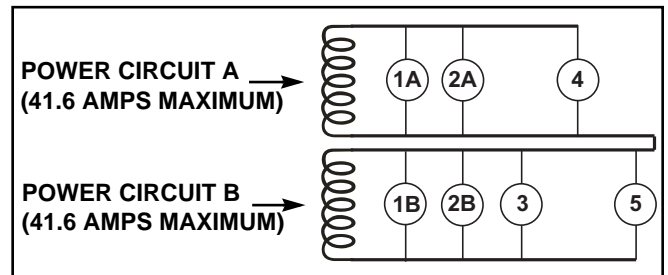
Serial Number

Type	Frame Serial Number Range
AH	EBVC-1000001 ~ 1004169
AH1	EBVC-1004170 ~ subsequent

Power Circuits

The EB10000 generator is equipped with two power circuits, A and B. The circuits act like two separate generators, with each circuit supplying up to 41.6 amps to specific receptacles. Neither power circuit can supply power to the other power circuit's receptacles. Therefore, it is important to balance the load on both power circuits.

Power circuit A can supply up to 41.6 amps at 120 volts to receptacles 1A, 2A and 4. Power circuit B can supply up to 41.6 amps at 120 volts to receptacles 1B, 2B, 3 and 5.



If you need 240 volt power, receptacle 1 (the combination of terminal 1A and terminal 1B) can provide up to 41.6 amps at 240 volts (this receptacle is rated at 50 amps). Receptacle 2 (2A and 2B) can provide up to 30 amps at 240 volts (the receptacle is only rated at 30 amps).

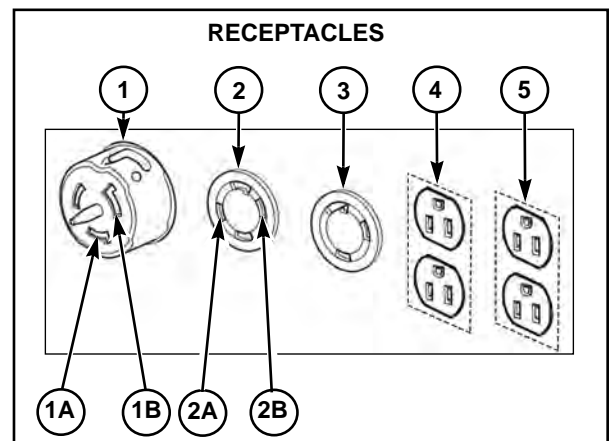
You can use any combination of receptacles to power 120 volt and 240 volt loads as long as the current required of each power circuit does not exceed 41.6 amps.

Control Panel

AH Type

The control panel has five receptacles:

- Receptacle 1 is a 50A-120V/240V locking receptacle that can supply up to 41.6 amps at 240V. Half of its current is supplied by power circuit A (terminal 1A) and half is supplied by power circuit B (terminal 1B).
- Receptacle 2 is a 30A-120V/240V (NMEA L14-30) receptacle that can supply up to 30 amps at 240V. Half of its current is supplied by power circuit A (terminal 2A) and half is supplied by power circuit B (terminal 2B).
- Receptacle 3 is 30A-120V (NMEA L5-30) receptacle that can supply up to 30 amps from power circuit B.
- Receptacle 4* has two 20A-120V outlets that can supply up to 20 amps from power circuit A.
- Receptacle 5* has two 20A-120V outlets that can supply up to 20 amps from power circuit B.

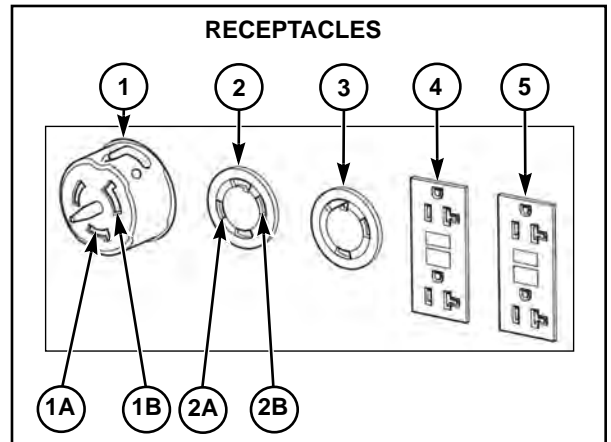


*Each **outlet** of the receptacle has a maximum output of 20 amps. For example, if you are using 20 amps through the top outlet, the bottom outlet can also supply 20 amps.

AH1 Type

The control panel has five receptacles:

- Receptacle 1 is a 50A-120V/240V locking receptacle that can supply up to 41.6 amps at 240V. Half of its current is supplied by power circuit A (terminal 1A) and half is supplied by power circuit B (terminal 1B).
- Receptacle 2 is a 30A-120V/240V (NMEA L14-30) receptacle that can supply up to 30 amps at 240V. Half of its current is supplied by power circuit A (terminal 2A) and half is supplied by power circuit B (terminal 2B).
- Receptacle 3 is 30A-120V (NMEA L5-30) receptacle that can supply up to 30 amps from power circuit B.
- Receptacle 4* is a GFCI duplex outlet that can supply up to 20 amps from power circuit A.
- Receptacle 5* is a GFCI duplex outlet that can supply up to 20 amps from power circuit B.



*Each duplex **receptacle** has a maximum output of 20 amps. For example, if you are using 12 amps through the top outlet, the bottom outlet can only supply 8 amps.

Overloading

The rated power of this generator is 9.0 kVA; maximum power is 10.0 kVA. Never exceed the maximum power rating of the generator. Power levels between rated and maximum may be used for no more than 30 minutes. For continuous operation, do not exceed the rated power.